

# Wideband HF/VHF/UHF Vehicle Antenna

20 – 520 MHz

Product Code: OMNI-A0195

VERSION: 2.4

## SPECIFICATIONS:



<b>Product codes:</b>	
OMNI-A0195	N-type female
OMNI-A0195-03	4.3-10 female
<b>Electrical:</b>	
Frequency range	20 – 520 MHz
VSWR	< 3:5:1
Nominal input impedance	50 Ω
Feed power handling	Receive only
Connector	
OMNI-A0195	N-type female
OMNI-A0195-03	4.3-10 female
Gain:	See graph
E-plane 3 dB beamwidth	40° (± 10°)
Polarisation	Vertical
Groundplane requirement	Groundplane dependent (1000 mm x 1000 mm recommended)
<b>Mechanical:</b>	
Height	600 mm ± 5 mm
Diameter	Base 135 mm, radiator 35 mm
Weight	< 2 kg
Mounting base	NATO flange, 6 holes
<b>Environmental: designed to meet the following specifications</b>	
Wind survival	160 km/h
Temperature (operational)	- 30 °C to + 51 °C
Temperature (storage)	- 30 °C to + 71 °C
Vibration (ground transportation)	MIL-STD-810E, Method 514.5, cat 1
Vibration (operational)	MIL-STD-810E
Water ingress rating	IP 65

## PRODUCT FEATURES:

- Wide frequency coverage (20 to 520 MHz)
- Omni directional azimuth pattern
- Rugged and hard-wearing
- Suited to low-profile applications

## APPLICATIONS:

- Communications monitoring

## PRODUCT DESCRIPTION:

The OMNI-A0195 is a passive monitoring antenna designed to operate in the 20 to 520 MHz frequency band.

This omni directional antenna has an excellent radiation pattern, no pattern break-up, and a consistently low VSWR across the entire frequency band.

# Wideband HF/VHF/UHF Vehicle Antenna

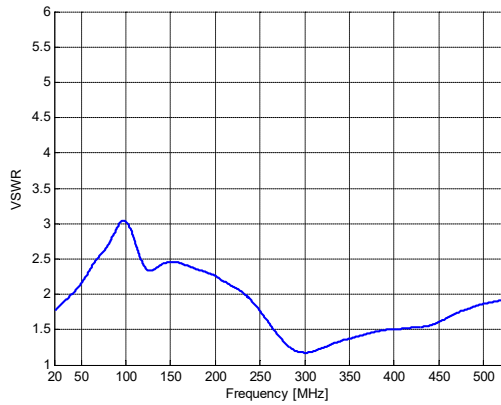
20 – 520 MHz

Product Code: OMNI-A0195

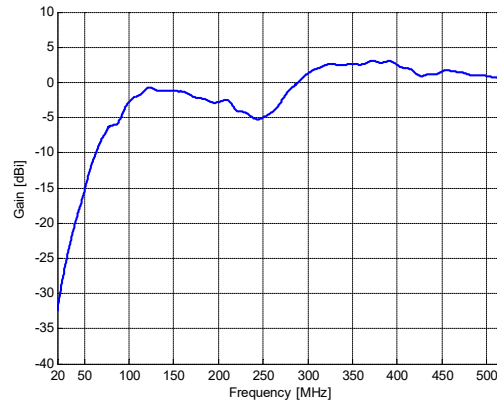
VERSION: 2.4

## VSWR AND GAIN GRAPHS:

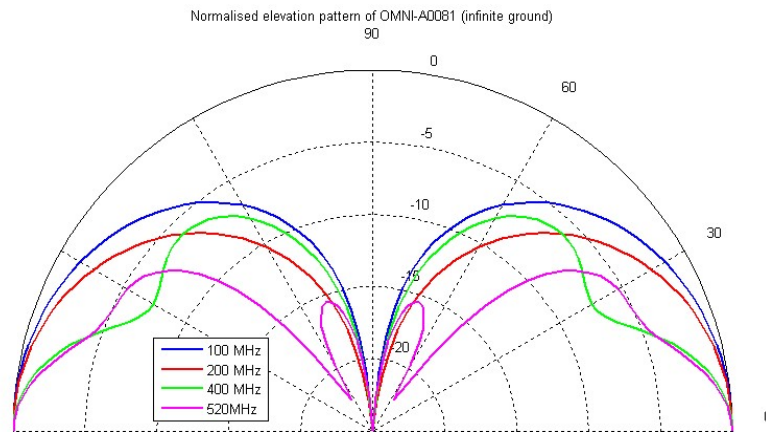
### VSWR:



### Gain:



## ELEVATION PATTERNS\*\*\*



\*\*\*On infinite groundplane