

SPECIFICATIONS:


Product Codes:	
LPDA-A0141	Stand-off mount
LPDA-A0141-01	Mast mount
LPDA-A0141-02	Flange mount
Electrical:	
Frequency range	400 – 6000 MHz
VSWR	< 2.0:1
Nominal input impedance	50 Ω
Connector	N-type female
Feed power handling	150 W @ 6000 MHz
Gain (typical)	8 dBi
E-plane 3 dB beamwidth	50°
H-plane 3 dB beamwidth	60°
Polarisation	Linear
Front-to-back ratio	≥ 15 dB
Mechanical:	
Dimensions (w x l)	
LPDA-A0141	500 mm x 770 mm (incl. bracket)
LPDA-A0141-01	500 mm x 738 mm (excl. U-bolts)
LPDA-A0141-02	500 mm x 690 mm
Material	Aluminium, stainless steel, polycarb
Total mass	
LPDA-A0141	5.10 kg (incl. mounting bracket)
LPDA-A0141-01	4.50 kg
LPDA-A0141-02	4.02 kg
Mounting method:	
LPDA-A0141	4 x M8 Bolts
LPDA-A0141-01	Mast mount
LPDA-A0141-02	Flange mount
MTBF	500,000 h
Environmental: designed to meet the following specifications	
Wind survival	
LPDA-A0141	160 km/h calculated
LPDA-A0141-01	160 km/h calculated
LPDA-A0141-02	240 km/h calculated
Operating Temperature	-30°C to +65° (no icing)
Storage Temperature	-40°C to +85°
Corrosion	Designed for MIL-STD-810F MIL-1250A

PRODUCT FEATURES:

- Wideband frequency 400 to 6000 MHz
- VSWR < 2.0:1
- High gain: 8 dBi
- Rugged construction
- Ice resistant

PRODUCT APPLICATIONS:

- Wideband
- High-Power

PRODUCT DESCRIPTION:

The LPDA-A0141 directional log-periodic dipole array (LPDA) is primarily designed for high-power applications. It covers a frequency band of 400 to 6000 MHz with a gain of greater than 8 dBi.

The antenna is completely encapsulated in a radome. The antenna is provided with various mounting methods.

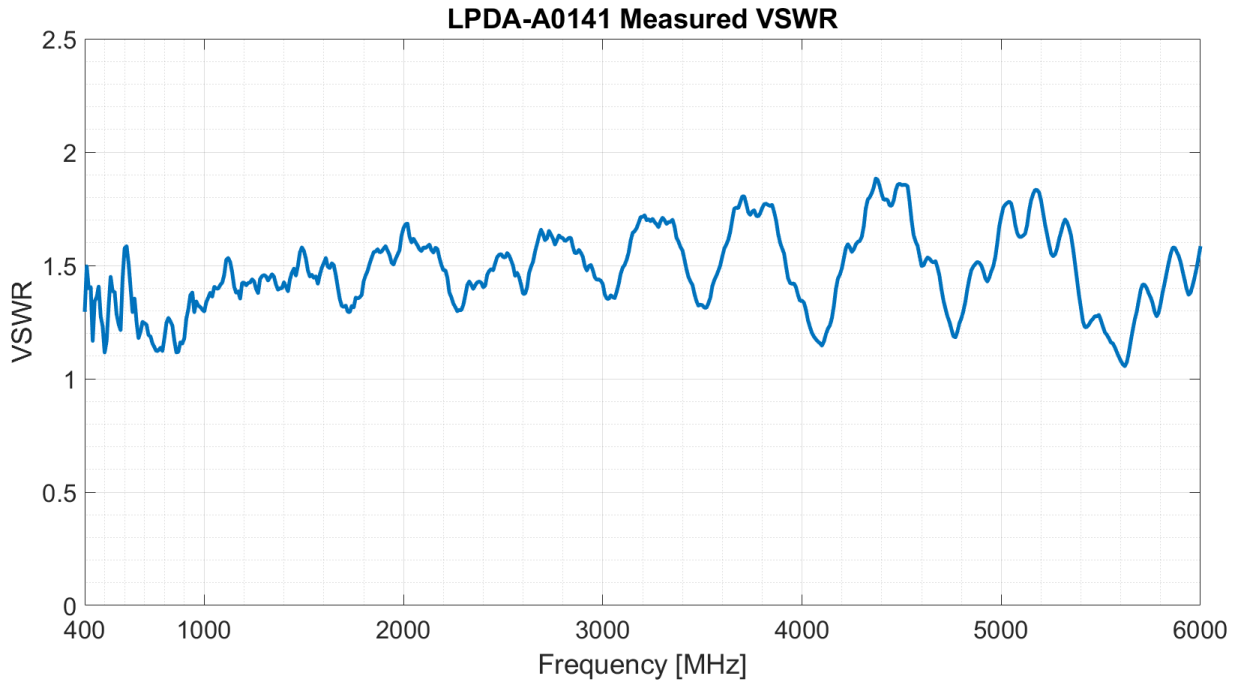
High-Power LPDA Antenna

400 – 6000 MHz

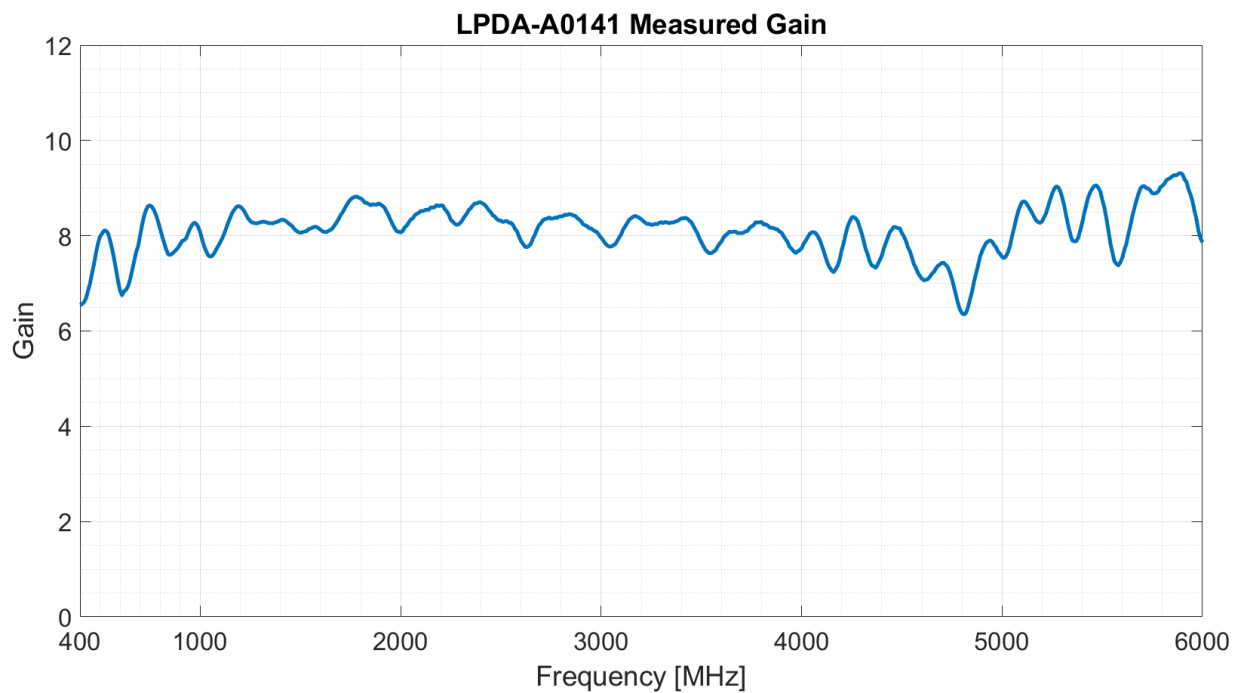
Product Code: LPDA-A0141

VERSION: 1.3

Typical VSWR:



GAIN:



High-Power LPDA Antenna

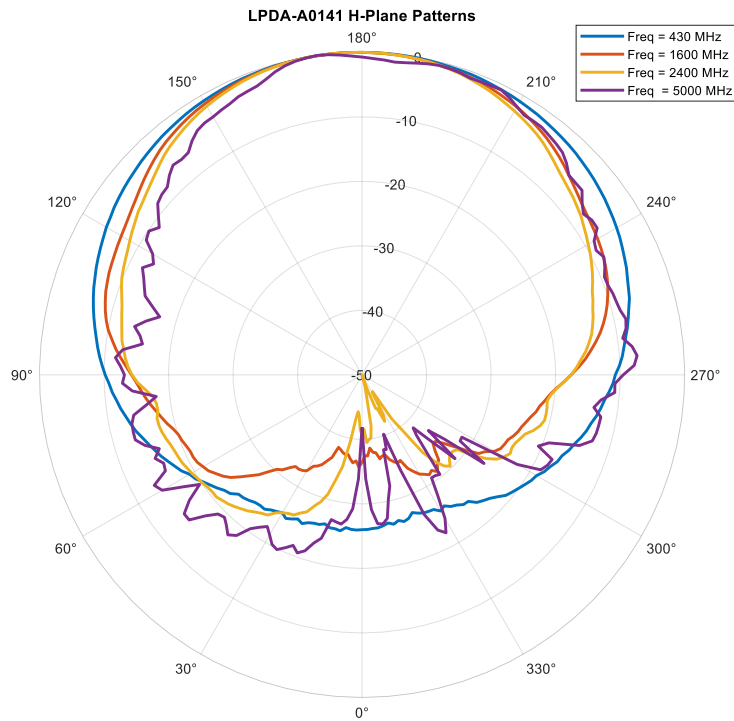
400 – 6000 MHz

Product Code: LPDA-A0141

VERSION: 1.3

Radiation patterns:

H-Plane:



E-Plane:

