



* Cable not supplied

SPECIFICATIONS:

Product:	
LPDA-A0113	High-power product , 2 kW uses a 7/16 (f) connector
Electrical:	
Frequency range	100 – 500 MHz
VSWR	< 2.5 :1
Nominal input impedance	50 Ω
Gain on horizon	7 dBi typical
Elevation 3 dB beamwidth	60°
Azimuth 3 dB beamwidth	110°
Polarisation	Linear, adjustable vertical and horizontal
MTBF	50,000 hrs
Feed power handling	2 kW
Connector	7/16 female
Mechanical:	
Dimensions (w x l)	1700 mm x 1820 mm
Material	Aluminium, stainless steel, fibreglass
Total mass	16 kg
Mounting	Off – centre on 1.1 m isolation pole (supplied)
Environmental: designed to meet the following specifications	
Wind survival on mast	160 km/h (calculated)
Temperature range	- 30 °C (no icing) to + 65 °C

PRODUCT FEATURES:

- Low VSWR and high gain over the frequency band
- High feed power handling of 2 kW
- Vertical and horizontal polarisation
- Easy to assemble and disassemble
- Rugged construction

PRODUCT APPLICATIONS:

- Wideband monitoring
- High-power

PRODUCT DESCRIPTION:

The LPDA-A0113 is a directional log-periodic dipole array that covers the frequency band 100 to 500 MHz at 2 kW of feed power with a typical gain of 7 dBi. Off-centre mounted on a supplied isolation pole.

Polarisation is adjustable between vertical and horizontal via the mounting bracket.

This antenna can be customized for frequencies in a wideband of frequencies with excellent gain, VSWR and higher power handling.

RELATED PRODUCTS:

LPDA-A0030: mounting at the back

LPDA-A0054: 1 kW version

High-Power LPDA

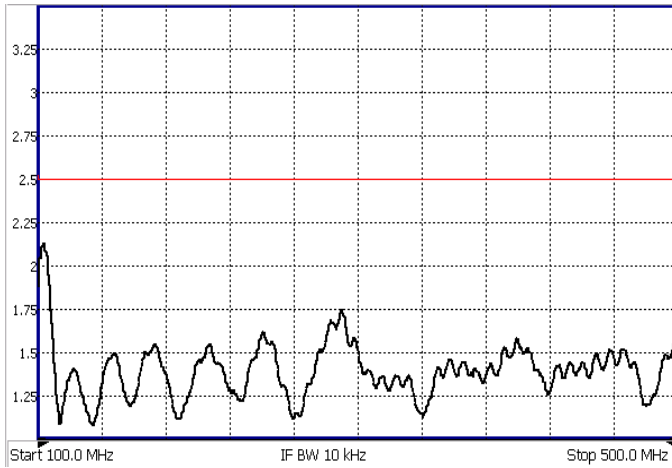
100 – 500 MHz

Product Code: LPDA-A0113

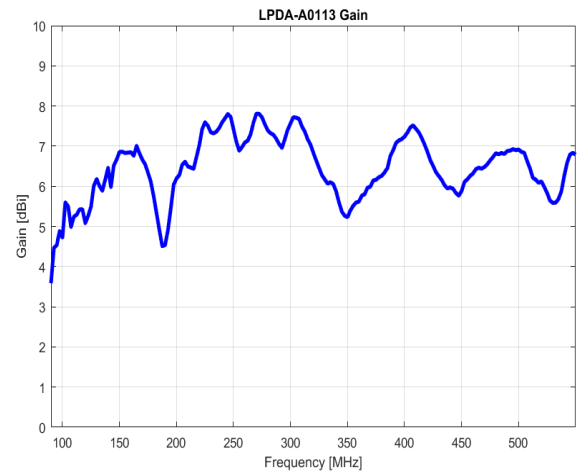
VERSION: 1.5

VSWR AND GAIN GRAPHS:

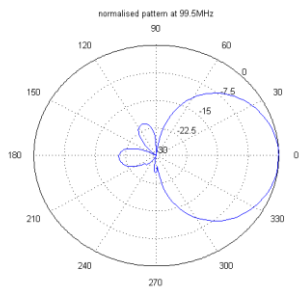
Typical VSWR:



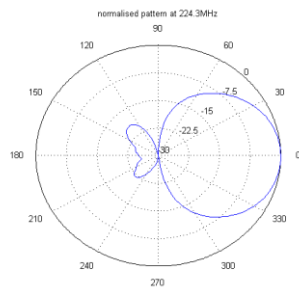
MEASURED GAIN:



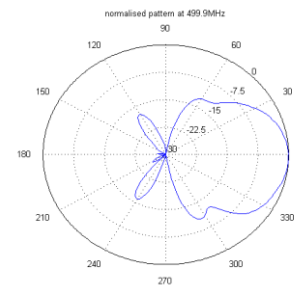
Normalised radiation patterns: E-plane:



100 MHz

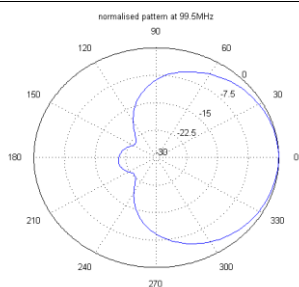


224 MHz

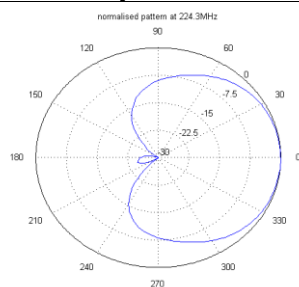


500 MHz

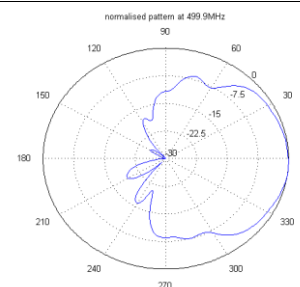
H-plane:



100 MHz



224 MHz



500 MHz